

Clay Pens

[By Tobi Meuwissen](#)

In this resource aimed at children ages 3-5, or those who struggle with dexterity, learners will mould their own pens using clay. This task is a great way to provide a tactile experience, explore mark-making and create something which they can use. This activity would be best run in small supported groups.



	Please log in here to access full content.
Username	<input type="text"/>
Password	<input type="password"/>
	<input type="button" value="Login"/> <input checked="" type="checkbox"/> Remember me
	Forgot Password

To access all content, I would like to join as...

An Individual



Creative practitioners, educators, teachers, parents, learners...

[From £3.50](#)

An Organisation...



Schools, Colleges, Arts Organisations: Single and Multi-Users
[From £42](#)

AccessArt is a UK Charity and we believe everyone has the right to be creative. AccessArt provides inspiration to help us all reach our creative potential.

You May Also Like

EYFS Curriculum



fruit pinch pot



how to clay play



Magic Caring Box

Angry Cat, Calm Cat

**EYFS & SEND: Resources &
Skills Editable Document**

Modroc Plasterboard

You May Also Like...

Session Recording: how to use modroc



How to use modroc



T-Shirt Paintings

DALER 
ROWNEY



You May Also Like...

Transforming Objects



Autumn Floor Textiles



Collecting, Arranging, Drawing



Printing with String

DALER 
ROWNEY



You May Also Like...

Repeat Pattern Printing Roller



Modroc Plasterboard



Imaginary Landscapes

DALER 
ROWNEY



**See This Resource Used In
Schools...**





You May Also Like

Lets start with collage



Insect hotels



**Collecting,
Drawing**

Arranging,

DALER 
ROWNEY



You May Also Like...

Finding circles



Shells: Observational and imaginative drawing



Still Life Compositions




Marbled Hole Punch Sketchbook

DALER 
ROWNEY



You May Also Like


folded sketchbook



buying and making sketchbooks



the sketchbook journey



Fruit and Veg Head

DALER 
ROWNEY



You May Also Like

egg box gargoyles



abstract face



Plasticine Models & Decorated Plinths



Talking Points: Paddington Bear

A collection of sources and imagery to explore Paddington Bear.

Please note that this page contains links to external websites and has videos from external websites embedded. At the time of creating, AccessArt checked all links to ensure content is appropriate for teachers to access. However external websites and videos are updated and that is beyond our control.

Please [let us know](#) if you find a 404 link, or if you feel content is no longer appropriate.

We strongly recommend as part of good teaching practice that teachers watch all videos and visit all websites before sharing with a class. On occasion there may be elements of a video you would prefer not to show to your class and it is the teacher's responsibility to ensure content is appropriate. Many thanks.

EYFS

SEND

AGES 5-8

Paddington Bear

Paddington Bear is a fictional character in children's literature. He first appeared on 13 October 1958 in the children's book *A Bear Called Paddington* and has been featured in more than twenty books written by British author Michael Bond, and illustrated by Peggy Fortnum and other artists.

Paddington is also animated in stop motion. Paddington himself is a puppet in a three-dimensional environment, whilst other characters are paper cut-outs. The final television special used a slightly different technique using 2D drawn

fully animated characters. [Wikipedia](#)

Watch the episode below and ask children some questions about what they can see.

Questions to Prompt Conversation with EYFS

What do you like about Paddington?

What kind of bear do you think Paddington is?

What can you see in the background? How is the background different from the way Paddington is?

What is Paddington wearing? What things does he have around him?

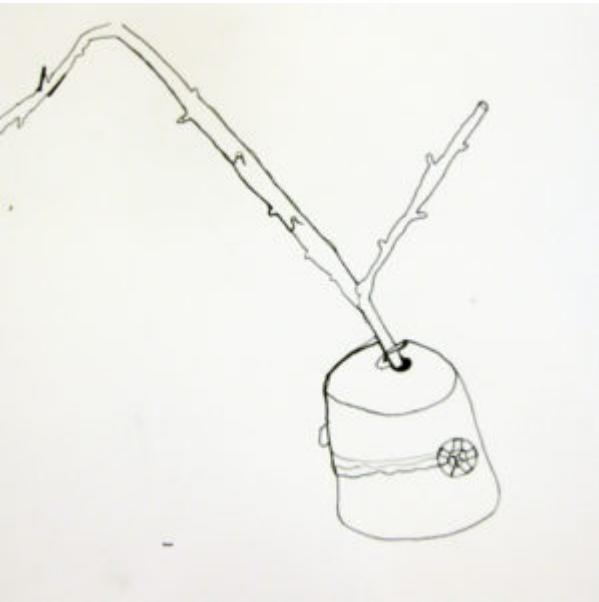
Insect Hotels

You May Also Like

patterns with nature



Continuous Line Drawings of sticks



Making a Mask from Sticks and Tissue Paper



Top Tips for Cardboard Creations

DALER 
ROWNEY



See This Resource Used In Schools...





You May Also Like

Creating a book world



World in a matchbox



Insect hotels



Pedagogy in 250 words: Making is hard



Prop Making for Toys



Transforming Objects



DALER 
ROWNEY

You May Also Like

Painting with Poster Paint




Collaging with Wax Crayon Rubbings



Prop making for toys



Repeat Pattern Printing Roller



Painting with Poster Paint

“I really like how this resource provides lots of interesting and exciting ways for poster paint to be used. It combines observational drawing and painting with more abstract pattern providing a breadth of exploration. Giving learners the

opportunity to explore the properties of poster paint as well as seeing how it responds to different materials will help to nurture imaginations as well as providing support for the development of basic skillsets.” – Rachel, AccessArt

Drawing with Soft Pencils



DALER ROWNEY

You May Also Like

Shells: Observational and Imaginative Drawing



All graphite resources



introduction to graphite



Explore Wax Crayon

DALER 
ROWNEY



You May Also Like...

Collaging with Wax Crayon Rubbings



Red to Green: Wax Resist and Scraffito



Autumn Floor Textiles



Explorer's Books: Collecting Colour



Let's Start With... Collage

DALER 
ROWNEY



You May Also Like

imaginary landscapes



Finding Circles

You May Also Like...

Why visual literacy is an important skill



[Find out how you can encourage the development of visual literacy skills](#)

Drawing Spiral Snails



[Explore spirals found in nature with this mixed media workshop](#)

Drawing Spirals



[Explore drawing using whole body movements](#)