

Helping Teenagers Become Creative Producers

5 Year 9 teenagers from a Cambridgeshire school are currently working with Paula Briggs from AccessArt to create a series of animations aimed at encouraging teenagers across the country to become more aware of how they consume the digital world, and how they can take the first steps to becoming creative contributors.

Opening Night of the #BeACreativeProducer Project!

#BeACreativeProducer Opening Night!

CAMBRIDGE
JUNCTION



[Don't miss this opportunity to meet the teenagers, see the props made and enjoy the final animations!](#)

Learn more about the #BeACreativeProducer Project?

• What is the #BeACreativeProducer Project?

The #BeACreativeProducer Project is the culmination of 9 months of hard work by 5 teenagers and Paula Briggs from AccessArt.

The team have been meeting after school and at weekends to share their creative skills in the digital and physical world (including art, drama, dance, music and

making), to create a series of animations and films which aim to inspire other young people to value their own creativity.

The journey the teenage team has been on has been quite extraordinary and is testimony to their openness to explore the many opportunities presented to them. In addition to their hard work in making the animations, which involved a wide variety of skills from concept and brainstorming, making models, playing and composing music, filming, drama, creating artwork and models, recording voice overs, editing and marketing, the team have also visited art schools and interviewed creative adults, run a successful crowdfunder, run workshops for children, organised an animation competition, written articles and posts, and presented their project at the Houses of Parliament!

The end result, a series of animation designed to inspire teenage creativity in others, will be launched at the end of February 2019. Watch this space to find out more, and make sure you are registered with AccessArt to be kept in touch!

• **How can Schools, Community Groups & Galleries use the Project?**

The final animations will be approximately 20 minutes long, and will be split into smaller scenes which can be watched alone or as a series.

The aim of the animations is to inspire other teenagers and young people to recognise the importance of their own creativity, whatever that might be. The project also hopes to encourage other teenagers to combine *their* creative skills, and make and share their own animations about things *they* care about.

The project also encourages teenagers to try to strike a balance between the physical and digital world, and to realise they can use the digital world as a key creative tool.

In particular the animations will be suitable for Year 6 (11 year old) children and upwards. The animations will be perfect for sharing in assemblies to stimulate discussion, and in art lessons and art workshops. Access to the animations is free of charge.

We hope the #BeACreativeProducer hashtag becomes used by projects all over the country (and overseas), and that we inspire other teenagers to find their creative voice.

• When do the Final Animations go Live?

The final animations will go live on the 28th February 2019. Pls make sure you are registered with AccessArt to be kept up to date.

Introduction



Background to the Project


Teenagers present at the Houses of Parliament



[See the presentation and photos](#)

**Ideas and Inspiration
Learn to animate and be
enabled!**

Teenagers Visit NUA



The animation team visited NUA to interview graduates and find inspiration for their project

Drama Session exploring Teamwork, Cooperation, Movement & Narrative



Teenagers worked with Pete Sayer from GruffDog Theatre on exercises to give them food for thought for their animations

Collaborative Design: Making Dungarees



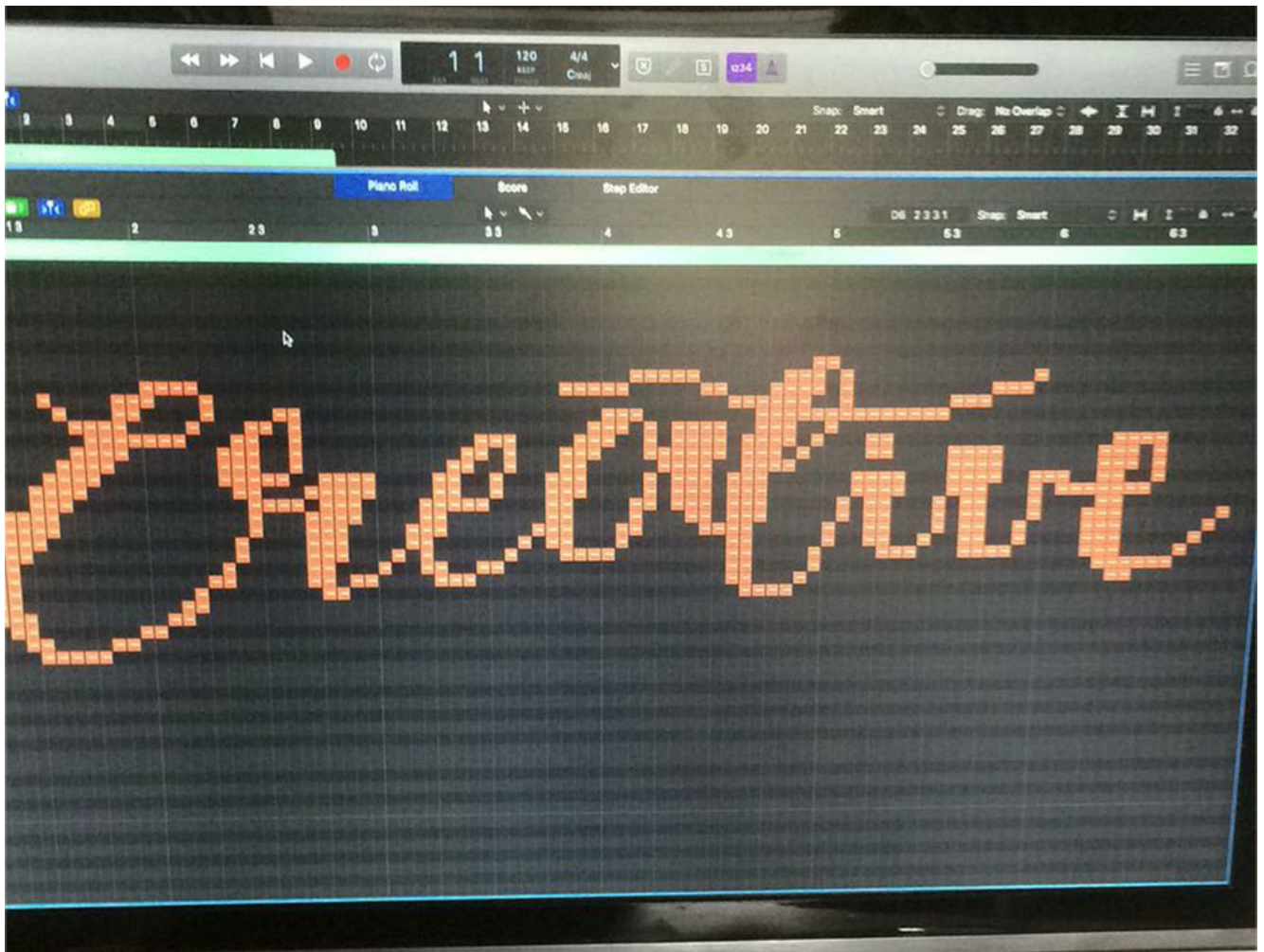
Sewing and Painting and Non Verbal Communication

The Making of: The “Fill Your Funnel” Scene




[We Only Have So Much Time Each Day...](#)

Exploring Midi Art



By #BeACreativeProducer team member Alex

Simple Making Animation




Animating Building Blocks

Animating Photoshop Images



Animating with Digital Images!

The Making of: Every One Else Is Better Than Me



[Giving vegetables their voice!](#)

Animating with a Green Screen



Teenagers explore animating with a green screen to create clips

Screen Printing T Shirts



To Build A Sense of "Team" for the How To Be A Creative Producer Project

The Making Of: The Shower Scene



[Teenagers make models for, and animate, the Shower Scene](#)

The Making Of: Comebacks to the Ogres & Universal Laws of Creativity



Teenagers hit the streets of Cambridge to film the public

Quiz Clips Questions

Question 1

from AccessArt



[Sneak Peek \(early stage\)](#)

Animation Software



[The team share their favourite software for making animations](#)

Sewn Character



Meet Bob – a character we animated against green screen

Animating a Demonstration!



Green Screen, Mini Banners and a Great Sound Track

Launch Night!

CAMBRIDGE JUNCTION

[The Finished Animations will be Launched
at Cambridge Junction on the 28th
February 2018!](#)

The day and evening event will include workshops for schools and a celebratory party!